

# FÖGE

Industrial Equipments



[www.fogegmbh.com](http://www.fogegmbh.com)



[info@fogegmbh.com](mailto:info@fogegmbh.com)



FÖGE ELEKTRONIK GMBH  
Presentstr. 3,  
63939 Wörth am Main



+49 9372 9809477

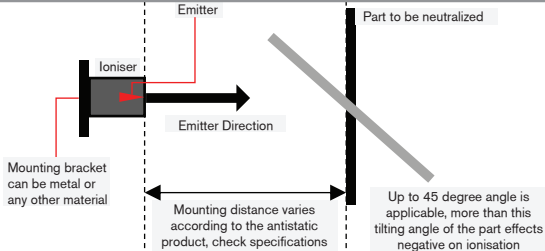


## Instruction Manual

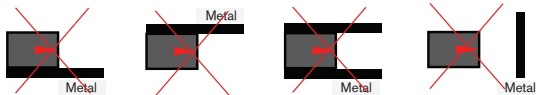
Product: SE-ACG Series  
AC Antistatic Airgun

# IMPORTANT

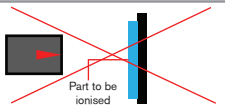
**Attention:** When assembling ionisers without air, always emitter direction should look towards the part. Tilt mounting up to 45 degrees would be ok but be informed that higher than this angle will effect ionisation in negative way.



**Attention:** Do not cover the ioniser with metal or attach metal close to the emitter pins of the ionisers.

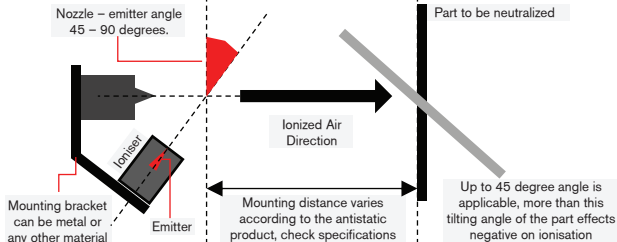


**Attention:** Never put metal behind part to be ionised. This will cause static eliminator unable to neutralize the part.

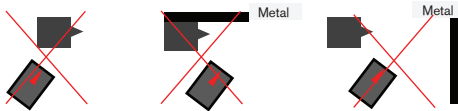


# IMPORTANT

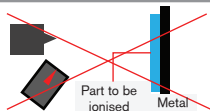
**Attention:** When assembling ionisers with air, always air direction should look towards the part. Tilt mounting up to 45 degrees would be ok but be informed that higher than this angle will effect ionisation in negative way.



**Attention:** Do not cover the ioniser with metal or attach metal close to the emitter pins of the ionisers.



**Attention:** Never put metal behind part to be ionised. This will cause static eliminator unable to neutralize the part.



## 1. Intended Use

SE-ACG Series Antistatic Airgun is designed for use in industrial areas. Purpose of the product is neutralizing and cleaning the charged plastic, glass, fabric or any parts which are not conductive. Airflow from the ionizer will carry negative and positive ions which will ionize the part and eliminate static electricity which causes quality and safety problems. High velocity air from nozzle cleans the surface. Rotary type nozzle cleans even better than standard nozzle because of pulsation effect.


The system must be operated within the limits specified in technical data and used according to technical specifications as well as installation instructions. The system must be used in such a way that no person are in danger or machines and other material goods are damaged in the event of malfunction or total failure of the system. Take additional precautions for safety and damage prevention in case of safety related applications.

## 2. Technical Information

Technical Information					
Product	SE-ACG-55-RN-C2			SE-ACG-55-SN-C2	
Nozzle	Rotating Nozzle			Standard Nozzle	
Air Connection	8 mm hose				
Air pressure - dry filtered air	3 bar (4.5 bar max)			5 bar (7 bar max)	
Air Consumption (liter/min)	3 bar	4.5 bar	3bar	5bar	7bar
	170	230	on request	on request	on request
Air flow speed (m/s)	-			10	
Power Unit	SE-PAC-55-2-C, SE-PAC-55-4-C				
Cable	3m. HFFR protected with HV connector. (up to 12m optional)				
Environment	0-60°C, %70rH max.				
Noise level (Measured at 1000mm)	<80dBA	<85dBA	on request		
Safety	Shockless, pin current <250µA, transformer current max 5mA (with fuse)				
Standards	2014/30/EU EMC Directive				
	2014/35/EU Low Voltage Directive				

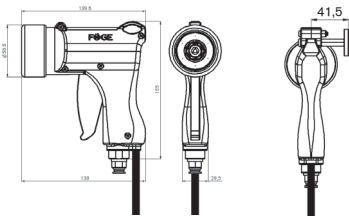
### 3. Accessories

- 1- SE-ACG-55-RN-AC02 Magnetic mounting bracket for air gun
- 2- SE-ACG-55-RN-AC03 Ionizing ring
- 3- SE-ACG-55-RN-AC04 Air gun body R&L
- 4- SE-ACG-55-RN-AC05 Mechanical trigger
- 5- SE-ACG-55-RN-AC06 HP connector set
- 6- SE-ACG-55-RN-AC07 Rotary nozzle for air gun
- 7- SE-ACG-55-RN-AC08 Protective cap
- 8- SE-ACG-55-SN-AC01 Non rotating standard nozzle for air gun
- 9- SE-ACG-55-SN-AC02 Non rotating standard nozzle for air gun (3mm diameter)

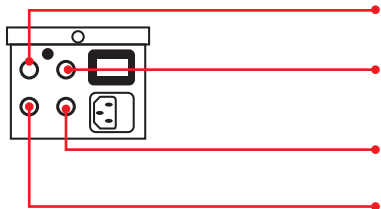


## 4. Dimensions / Installation

System operation assumes knowledge of the assembly instructions. The symbols used for safety is shown in section 10(Safety) of manual.




SE-CAB-AC-1: Non standard option 1mt cable can be ordered up to 12 mt



Please note that you must subtract the length of the antistatic bars from the total length, i.e. for power supply with 5.5 kV the total length of antistatic bar and cable must not exceed 12m and for power supply with 8 kV the total length of antistatic bar and cable must not exceed 25m. If the total permissible length is exceeded, the power supply unit may not function properly, the power supply unit may be damaged or the power supply unit may interrupt the power supply to prevent further damage.



## 5. Electrical Connection



Additional Earth Connection  
(Recommended to connect separately)

220V AC 50Hz Plug Connection

Fuse Cap  
F0.5AL250V Fast Blow Glass Fuse 5x20mm



Connect Antistatic Bar with Metal Screw Type HV Connectors which FÖGE bars have as a connection.





### 6.1. Displays/Indicators

- 220V AC

### 6.2. Controls

- ON/OFF Switch

## 7. Faults

In any of below cases or others do not open the product.  

If switch is on but the ON/OFF light is OFF, change the fuse inside the power unit. Fuse type: F0.5AL250V Fast Blow Glass Fuse 5x20mm

## 8. Warnings

Connect the power supply and the display/output device according to the safety regulations for electrical equipment.



The supply voltage must not exceed the specified limits.

Avoid shocks and impacts to the sensor.

Protect the cable against damage.

Possible Results of Avoidance

Risk of injury by electric shock 

Damage to or destruction of the sensor  

## 9. Maintenance

Because of the nature of ionisation process particles in the air sticks to the emitter pins and carbonizes. This process have a negative effect on ionisation performance.

All AC and DC ionising bars should be checked regularly and cleaned. FÖGE

Antistatic Bar Celaning Liquids and Brushes. 



## 10. Safety

System operation assumes knowledge of the assembly instructions. The following symbols are used in these assembly instructions:



Indicates a hazardous situation which, if not avoided, may result in minor or moderate injury.

---



Indicates a situation that may result in property damage if not avoided.

---



Indicates an electrical shock if not avoided or properly follow comments.

## 11. Liability for Material Defects

All components of the device have been checked and tested for functionality at the production facility. However, if defects occur despite our careful quality control, FÖGE or your dealer must be notified immediately.

The liability for material defects is 12 months from delivery.

Within this period, defective parts, except for wearing parts, will be repaired or replaced free of charge, if the device is returned to FÖGE with shipping costs prepaid. Any damage that is caused by improper handling, the use of force or by repairs or modifications by third parties is not covered by the liability for material defects. Repairs are carried out exclusively by FÖGE.

Further claims can not be made. Claims arising from the purchase contract remain unaffected. In particular, FÖGE shall not be liable for any consequential, special, indirect or incidental damage. In the interest of further development, FÖGE reserves the right to make design changes without notification.

## 12. Decommissioning, Disposal

Remove the power supply and output cable on the sensor.

Incorrect disposal may cause harm to the environment.

Dispose of the device, its components and accessories, as well as the packaging materials in compliance with the applicable country-specific waste treatment and disposal regulations of the region of use.