

FÖGE

Industrial Equipments



www.fogegmbh.com



info@fogegmbh.com



FÖGE ELEKTRONIK GMBH
Presentstr. 3,
63939 Wörth am Main



+49 9372 9809477



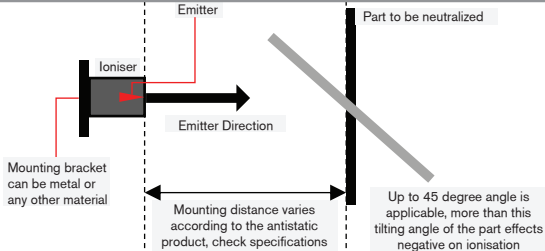
Instruction Manual

Product: SE-ACA Series

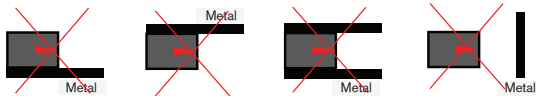
AC Antistatic Bar with Air

IMPORTANT

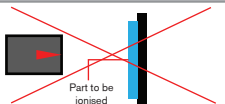
Attention: When assembling ionisers without air, always emitter direction should look towards the part. Tilt mounting up to 45 degrees would be ok but be informed that higher than this angle will effect ionisation in negative way.



Attention: Do not cover the ioniser with metal or attach metal close to the emitter pins of the ionisers.

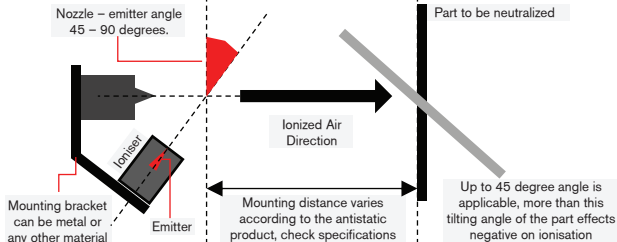


Attention: Never put metal behind part to be ionised. This will cause static eliminator unable to neutralize the part.

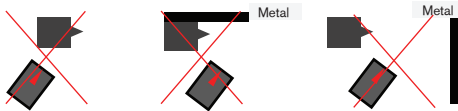


IMPORTANT

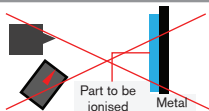
Attention: When assembling ionisers with air, always air direction should look towards the part. Tilt mounting up to 45 degrees would be ok but be informed that higher than this angle will effect ionisation in negative way.



Attention: Do not cover the ioniser with metal or attach metal close to the emitter pins of the ionisers.



Attention: Never put metal behind part to be ionised. This will cause static eliminator unable to neutralize the part.



1. Intended Use

SE-ACA Series Antistatic Bar with Air is designed for use in industrial areas. Purpose of the product is neutralizing and cleaning the charged plastic, glass, fabric or any parts which are not conductive. Airflow from the ionizer will carry negative and positive ions which will ionize the part and eliminate static electricity which causes quality and safety problems.

The system must be operated within the limits specified in technical data and used according to technical specifications as well as installation instructions. The system must be used in such a way that no person are in danger or machines and other material goods are damaged in the event of malfunction or total failure of the system. Take additional precautions for safety and damage prevention in case of safety related applications.

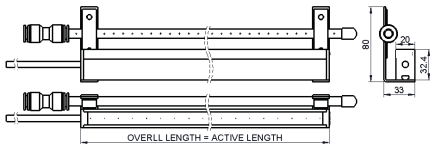
2. Technical Information

Technical Information		
Product	SE-ACA-55-XXXX	SE-ACA-80-XXXX
Air Connection	10mm hose	10mm hose
Air pressure - dry filtered air	2 bar(3,5 bar max)	2 bar(3,5 bar max)
Air Consumption (liter/min)	on request	on request
Power Unit	SE-PAC-55-2-C, SE-PAC-55-4-C	SE-PAC-80-2-C, SE-PAC-80-4-C
Output	5,5 kV	8 kV
Cable	C2: 2mt HFFR protected cable with HV connector	
Environment	0-50°C, %70rH max.	0-50°C, %70rH max.
Safety	Shockless, pin current <250µA, transformer current max 5mA(with fuse)	Shockless, pin current <250µA, transformer current max 5mA(with fuse)
Standards	2014/30/EU EMC Directive 2014/35/EU Low Voltage Directive	2014/30/EU EMC Directive 2014/35/EU Low Voltage Directive

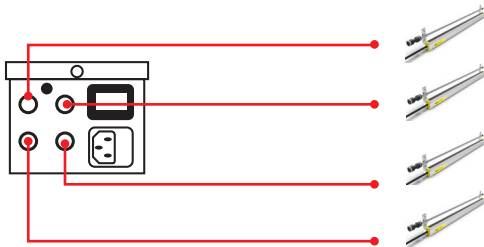
3. Dimensions / Installation

System operation assumes knowledge of the assembly instructions. The symbols used for safety is shown in section 9(Safety) of manual.

Air Hose Diameter = 10 mm




SE-CAB-AC-1-For all non-standard cable lengths: 1 metre extra cable
(Can be ordered up to 12m total length for power units with 5.5 kV, up to 25m total length with 8 kV).



Please note that you must subtract the length of the antistatic bars from the total length, i.e. for power supply with 5.5 kV the total length of antistatic bar and cable must not exceed 12m and for power supply with 8 kV the total length of antistatic bar and cable must not exceed 25m. If the total permissible length is exceeded, the power supply unit may not function properly, the power supply unit may be damaged or the power supply unit may interrupt the power supply to prevent further damage).



4. Electrical Connection



Additional Earth Connection
(Recommended to connect separately)

220V AC 50Hz Plug Connection

Fuse Cap
F0.5AL250V Fast Blow Glass Fuse 5x20mm



Connect Antistatic Bar with Metal Screw Type HV Connectors which FÖGE bars have as a connection.




5.1. Displays/Indicators

- 220V AC

5.2. Controls

- ON/OFF Switch

6. Faults

In any of below cases or others do not open the product.  

If switch is on but the ON/OFF light is OFF, change the fuse inside the power unit. Fuse type: F0.5AL250V Fast Blow Glass Fuse 5x20mm

7. Warnings

Connect the power supply and the display/output device according to the safety regulations for electrical equipment.



The supply voltage must not exceed the specified limits.

Avoid shocks and impacts to the sensor.

Protect the cable against damage.

Possible Results of Avoidance

Risk of injury by electric shock 

Damage to or destruction of the sensor  

8. Maintenance

Because of the nature of ionisation process particles in the air sticks to the emitter pins and carbonizes. This process have a negative effect on ionisation performance.

All AC and DC ionising bars should be checked regularly and cleaned. FÖGE

Antistatic Bar Celaning Liquids and Brushes. 

9. Safety

System operation assumes knowledge of the assembly instructions. The following symbols are used in these assembly instructions:



Indicates a hazardous situation which, if not avoided, may result in minor or moderate injury.



Indicates a situation that may result in property damage if not avoided.



Indicates an electrical shock if not avoided or properly follow comments.

10. Liability for Material Defects

All components of the device have been checked and tested for functionality at the production facility. However, if defects occur despite our careful quality control, FÖGE or your dealer must be notified immediately.

The liability for material defects is 12 months from delivery.

Within this period, defective parts, except for wearing parts, will be repaired or replaced free of charge, if the device is returned to FÖGE with shipping costs prepaid. Any damage that is caused by improper handling, the use of force or by repairs or modifications by third parties is not covered by the liability for material defects. Repairs are carried out exclusively by FÖGE.

Further claims can not be made. Claims arising from the purchase contract remain unaffected. In particular, FÖGE shall not be liable for any consequential, special, indirect or incidental damage. In the interest of further development, FÖGE reserves the right to make design changes without notification.

11. Decommissioning, Disposal

Remove the power supply and output cable on the sensor.

Incorrect disposal may cause harm to the environment.

Dispose of the device, its components and accessories, as well as the packaging materials in compliance with the applicable country-specific waste treatment and disposal regulations of the region of use.